

Citra Clean/Citrus Cleaner


Jangro

Product Usage Guide

PREMIUM

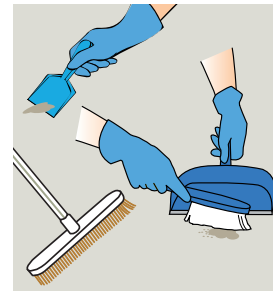
BA007-75



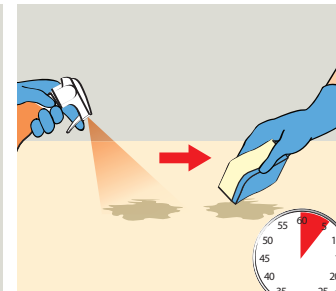
Heavy Dirt and Grease



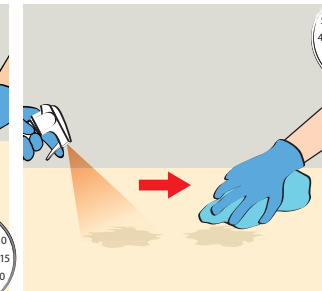
1 Use appropriate PPE as indicated in the Safety Data Sheet and place Safety Signs.



2 Prepare surface.



3 Spray onto soiled area, agitate and allow product to penetrate for a few minutes.



4 Respray onto soiled area and wipe clean.



5 Once surface is dry, remove Safety Signs.

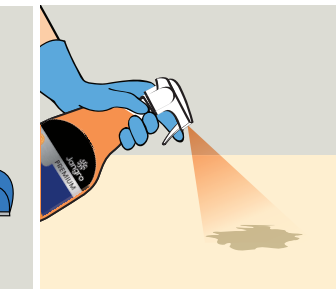
General Cleaning



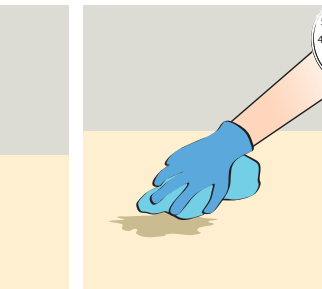
1 Use appropriate PPE as indicated in the Safety Data Sheet and place Safety Signs.



2 Prepare surface.



3 Spray onto soiled area.



4 Wipe with a clean cloth.



5 Once surface is dry, remove Safety Signs.

Areas of use



Health & Safety

Please refer to the Safety Data Sheet



Scan for further product details



Pre-test for colour fastness before use.

www.jangro.net