

# Virucidal Cleaner

When dosing concentrate chemicals always use the recommended PPE, and always read the labels to check best practice for handling both the undiluted & ready to use solutions.

## Product Usage Guide

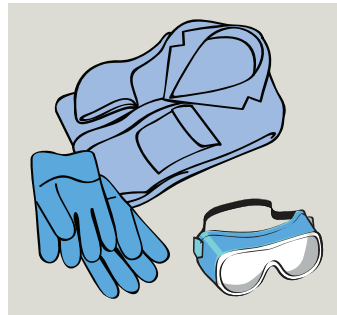
## Professional

### BA053-5

Passes  
EN 1276,  
13704, 1650,  
14476 &  
14675.



### For Damp Mopping




**1** Use appropriate PPE as indicated in the Safety Data Sheet.



**2** Place Safety Signs.



**3** Dilute 125ml to 5 litres of warm water into a clean bucket.



**4** Mop surface.



**5** Leave to air dry.



**6** Remove Safety Signs.

### Health & Safety

Please refer to relevant COSHH Safety Data Sheet



Scan for further product details

## Product Usage Guide

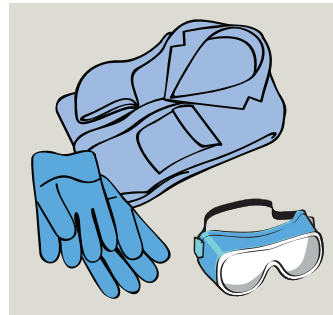
Professional

### BA053-5

Passes  
EN 1276,  
13704, 1650,  
14476 &  
14675.



### For Spray and Wipe Applications



**1** Use appropriate PPE as indicated in the Safety Data Sheet.



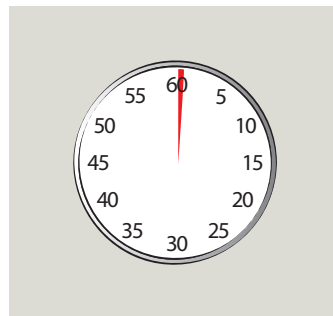
**2** Place Safety Signs.



**3** Dilute 60ml to 600ml water in a trigger spray bottle.



**4** Spray onto surface.




**5** Leave for 30 seconds then wipe clean surface.



**6** Wipe clean surface.



**7** For protection against Norovirus, spray surface again.



**8** Leave to air dry.



**9** Remove Safety Signs.

### Health & Safety

Please refer to relevant COSHH Safety Data Sheet



Scan for further product details