

Product Usage Guide

Professional



BB033-5



Areas of use



Health & Safety

Please refer to relevant COSHH Safety Data Sheet



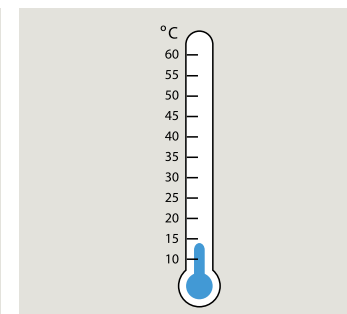
Scan for further product details




1 Use appropriate PPE as indicated in the Safety Data Sheet.



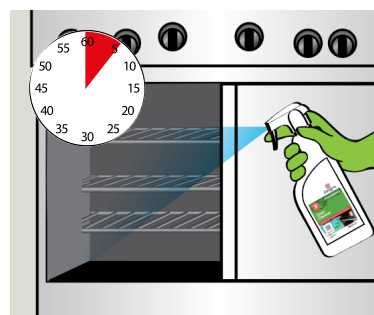
2 Place Safety Signs.




3 Ensure surfaces are cold before use.



4 Remove any loose food deposits.



5 Using a cloth or a trigger bottle, apply undiluted on surfaces to be cleaned and leave for 5 minutes.



6 Wipe off with a cloth or an abrasive pad, rinsing frequently to prevent clogging. For heavy solution, repeat application.



7 Remove Safety Signs.



Do not use on aluminium, copper, brass, marble, painted surfaces or appliance lettering, heating element or fan. Do not use on self-cleaning ovens.