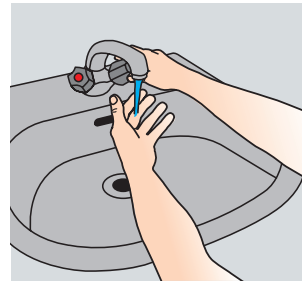


BF002-50  
Foaming Luxury Hand Wash 500ml



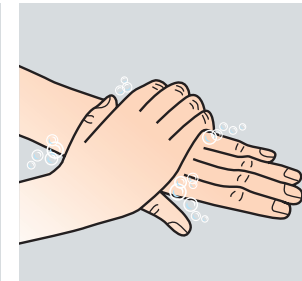
**1** Remove any jewellery from hands and wrists to allow effective cleaning. Wet hands with clean water.



**2** Apply enough cleanser to ensure it produces a good thick lather.



**3** Rub hands to produce a lather.



**4** Right palm over the back of the left hand and vice versa.



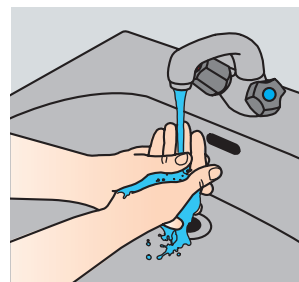
**5** Intertwine the fingers of the right hand over the left and vice versa. Pay particular attention to the areas between fingers and finger nails.



**6** Rotationally rub backwards and forwards with clasped fingers of the right hand in the left palm. Change hands and repeat.



**7** Grip the left wrist and work cleanser into the skin. Do the same with the right wrist.



**8** Rinse off all traces of lather with clean water.



**9** Dry hands thoroughly with a disposable paper towel.



**10** Discard paper towel in waste bin, avoid touching the bin.



Scan me for further product details including COSHH Safety Data Sheet



Ensure any cuts and abrasions are covered with a clean waterproof plaster.