

BF021-1 Probiotic Toilet Cleaner



Product Usage Guide



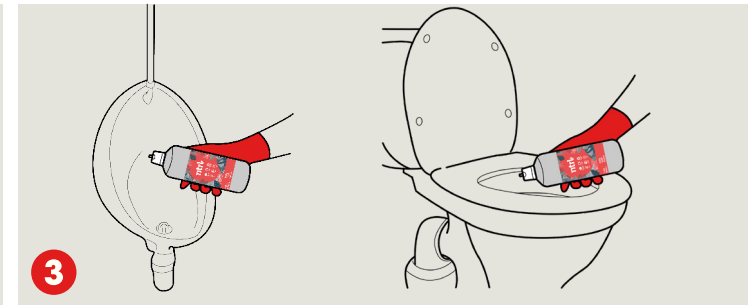
Toilet cleaner



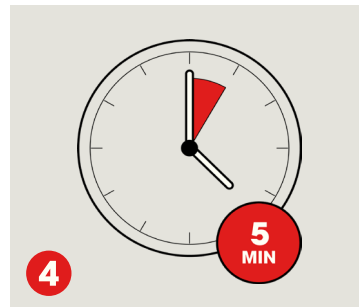
1 Place safety Sign.



2 Use appropriate PPE as indicated in the safety data sheet.



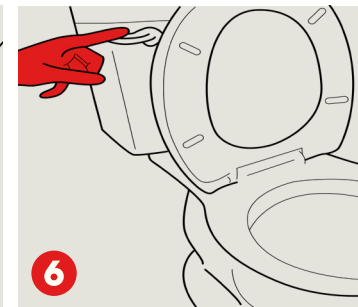
3 Flush the toilet/urinal with cold water. Push back water and apply undiluted solution to the urinal, toilet bowl and under the rim.



4 Leave for 5 minutes



5 Agitate with brush if necessary.



6 Flush with clean water.



7 Remove Safety Sign.

Areas of Use



WARNING
Scan me for further product details including COSHH Safety Data Sheet



Cleaning equipment must be cleaned with products from the ntrl range, do not mix with other cleaning chemicals.

