

BF021-5 Probiotic Toilet Cleaner




Areas of Use



Scan me for further product details including COSHH Safety Data Sheet



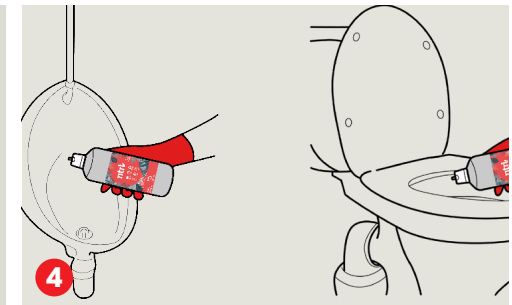
1 Use appropriate PPE as indicated in the Safety Data Sheet.



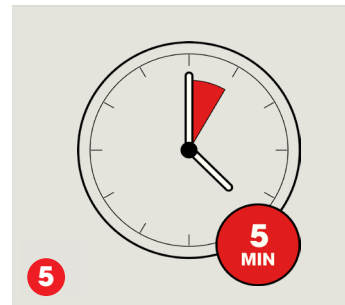
2 Place Safety Signs.



3 Carefully fill an empty 1 litre bottle with Probiotic Toilet Cleaner (undiluted).



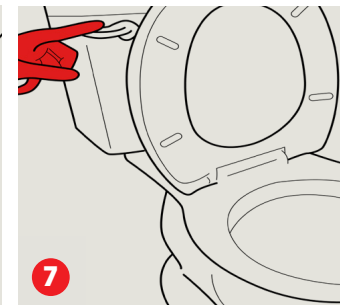
4 Apply to the toilet bowl, under the rim, urinal.



5 Leave for 5 minutes.



6 Agitate with brush if necessary.



7 Flush with clean water.



8 Remove Safety Sign.



Cleaning equipment must be cleaned with products from the ntrl range, do not mix with other cleaning chemicals.



When dosing concentrate chemicals always use the recommended PPE, and always read the labels to check the best practice for handling both the undiluted & ready to use solutions.

www.jangro.net